











# Foundation Stage Home-Learning Spring 2021



| Weekly Essentials  | Enrichment Ideas<br>We encourage you to choose at least 1 activity each week over the half term. It is always fantastic to see the creative ideas you have and the ways you extend your learning at home. Please record this in your home-learning Curriculum Enrichment book provided or share photos on Tapestry, your child's online learning journal <a href="http://www.tapestryjournal.com">www.tapestryjournal.com</a> .<br>Hand in Day: <b>Monday</b> |  |   |   |    |   |    |   |  |  |
|--|---|--|---|---|----|---|----|---|--|--|
| <b>Reading challenge</b><br><ul style="list-style-type: none"> <li>• Read your reading book at least 3 times a week.</li> <li>• Ask a grown up to write a response to the book you are reading once a week.</li> </ul> <b>Hand in Day: Monday and Thursday</b> | <b>Read:</b> Can you look at a book and find any of these words? Which words did you spot the most?<br><br><table border="0"> <tr><td>the</td><td>go</td></tr> <tr><td>to</td><td>no</td></tr> <tr><td>l</td><td>he</td></tr> </table>   | the  | go  | to  | no | l | he | <b>Create:</b> Butterflies have symmetrical wings – this means their wings are the same on both sides. Try making your own symmetrical shapes by folding a piece of paper in half and cutting out some shapes.<br><br> | <b>Identify:</b> Ask your friends and family what pets they have at home. Count how many each animal there is. You could create a tally chart or pictogram to represent how many of each animal there is. Which is the most popular pet? | <b>Create:</b> Owls and birds love to live in forests and woodlands but they also like to visit gardens, towns and cities. Can you make a bird feeder for all the birds that may visit your garden or window? Simply thread hooped cereals onto a pipe clear or string for a tasty snack!                |
| the  | go  |  |   |   |    |   |    |   |  |  |
| to   | no  |  |   |   |    |   |    |   |  |  |
| l  | he  |  |   |   |    |   |    |   |  |  |
| <b>Maths challenge</b><br><b>Improve your maths skills. Play games:</b><br><a href="http://www.crickweb.co.uk/Early-Years.html">http://www.crickweb.co.uk/Early-Years.html</a><br><br><b>Practise ordering numbers 0-10</b>                                    | <b>Create:</b> Write or draw some animals that often live on the farm. Do you know what their babies are called?<br><br>   | <b>Design:</b> Try making a model of a winter animal! You could use playdough or empty boxes and tubes. Draw a design of your animal.<br><br> | <b>Count:</b> In the woodland there was a very busy squirrel. He had hidden 6 acorns in a tree trunk and 5 more acorns under the ground. How many acorns had he hidden altogether? Draw picture to help you find the answer.<br><br> | <b>Create</b> your own home learning task.<br><br> |    |   |    |   |  |  |
| <b>Writing challenge</b><br><b>Practise writing, tracing or copying your name remembering to use 'and' to start each letter.</b>   | <b>Write:</b> Can you write some words that have each of these sounds?<br><br><table border="0"> <tr><td>t</td><td>f</td></tr> <tr><td>d</td><td>s</td></tr> <tr><td>c</td><td>b</td></tr> </table>   | t  | f   | d   | s  | c | b  | <b>Research:</b> Use the internet to research a pet animal. Print or draw some pictures and some interesting facts. How old can your pet live? What does your pet need? Where might your pet live?<br><br>            | <b>Say:</b> 'Lark' is a type of bird whose name rhymes with 'park'. Can you think of some bird names and a word that rhymes with each of them?   | <b>Practise:</b> Make your own clock using a paper plate or cutting out a circle. Use a real clock to help write the numbers correctly and make your own clock hands. Can you tell the time to the O'clock?<br><br> |
| t  | f   |  |   |   |    |   |    |   |  |  |
| d  | s   |  |   |   |    |   |    |   |  |  |
| c  | b   |  |   |   |    |   |    |   |  |  |
| <b>Remote Learning Packs</b><br>Use your home learning packs sent home during lockdown   | <b>Phonic cards:</b> Use your phonic cards to build words with the a, e, i, o, u in the middle. e.g. <b>hat peck dish log cup</b>   | <b>Number cards:</b> Make your own set of 1-10 number cards. Match your cards to the picture cards in your remote learning packs   | <b>Dice:</b> Roll the dice twice and collect the correct number of straws for each of you two numbers. Add the two numbers together – Use the straws to help you  | <b>Snakes and Ladders:</b> Play your snakes and ladders game.   |    |   |    |   |  |  |